



Transportation Disadvantaged Local Coordinating Board (TDLCB) Meeting

Marion County Growth Services Training Room
2710 E. Silver Springs Blvd., Ocala, FL 34470

June 8, 2023

10:00 AM

MINUTES

Members Present:

Michelle Stone
Glorybee Perez
Lauren Debick
Susan Hanley (*arrived at 10:28am*)
Carlos Colon (*arrived at 10:10am*)
Andrea Melvin
Anissa Pieriboni (*arrived at 10:13am*)
Steven Neal
Keith Fair

Members Not Present:

Jeffrey Askew
Tracey Sapp
Iris Pozo
Elizabeth Watson
Carressa Hutchinson
Jeff Aboumrad
Ronald Graham

Others Present:

Rob Balmes, TPO
Shakayla Irby, TPO
Elizabeth Mitchell, TPO
Clayton Murch, Marion Senior Services
Herman Schultz, Marion Senior Services
Ken McKelvy, Marion Senior Services
Amber Gartner, Kimley-Horn
Omar Peerzada, Kimley-Horn

Item 1. Call to Order and Roll Call

Chairwoman Stone called the meeting to order at 10:02am. Secretary Shakayla Irby called the roll and a quorum was present.

Item 2. Pledge of Allegiance

Mr. Keith Fair led the board members in the Pledge of Allegiance.

Item 3. Proof of Publication

Secretary Shakayla Irby stated that the meeting had been published June 1, 2023 online on the TPO website and Facebook and Twitter pages, the City of Ocala, Belleview, and Dunnellon websites. The meeting was also published to the June 1, 2023 edition of the Ocala Star Banner.

Item 4. Consent Agenda

Ms. Melvin made a motion to approve the Consent Agenda. Mr. Fair seconded, and the motion passed unanimously.

Item 5A. Marion Transit Service Study Area

The TPO and Marion Transit in partnership had an analysis of the transportation disadvantaged and rural transportation service area done. The focus was communities throughout the County currently not being serviced. The analysis would show the impacts from the 2020 Census and help to identify areas of the County currently not being provided service but also what areas have the highest demand. It looked at the communities with an aging population that were unable to transport themselves, critical need disadvantaged population, and low income. The results of the analysis would allow Marion Transit to meet the growing demand, maximize service, and target those most in need immediately.

Ms. Amber Gartner and Mr. Omar Peerzada with Kimley-Horn gave a presentation to the board that included the following key areas:

- Project Overview
- Service Evaluation Framework
 - Demographic Analysis
 - Identify Candidate Service Areas
 - Identify Service Points/Anchors
 - Prioritize Service Areas
 - Develop Service Alternatives
- Demographic Data
 - Low-Income Individuals: Individuals below the federal poverty line
 - Zero-Vehicle Households: Households with no access to an automobile
 - Older Adults: Individuals aged 60 or over
 - Persons with Disabilities: Individuals with hearing, vision, cognitive, ambulatory, self-care, and independent living difficulties.
- Evaluation Criteria
 - Demographic Data
 - Number of Service Points
 - Population Density
 - Distance from Marion Senior Services
- Service Alternatives (Top 5)
 - Dunnellon Service
 - Citra-Reddick Service
 - Fort McCoy Service
 - Forest Corners Service
 - Marion Oaks Services

The presentation also provided service points for each service area.

The presentation can be found on pages 7-30 of this set of minutes for reference.

Ms. Perez said she noticed no hospitals were listed in the service points.

Mr. Omaar said that they would look more into hospitals and stand-alone emergency rooms to include in the service points. Heart of Florida locations were included in the service points.

Mr. Murch said that most hospitals would fall within the SunTran routes and Marion Transit would not transport to a hospital but the Heart of Florida was incorporated and potentially some walk-ins could be addressed. However, a hospital would only be gone to in an emergency but not within a scheduled route. If a request was made to go to a hospital it would be handled through the door to door routes.

Mr. Fair inquired about the Shores.

Ms. Gartner said the SunTran currently had a route to a portion of the Shores. One block of the Shores that had a higher growth density had a lower population density and did not place in the Top 5.

Mr. Neal said that both SunTran and Marion Transit provided services to Langley Health Services in the Shores area.

Ms. Gartner asked that the board provide any feedback to Ms. Mitchell within a couple of weeks.

Item 6A. 2023 Transportation Disadvantaged Service Plan (TDSP) Update

Ms. Mitchell presented the TDSP Update to the board and provided a slideshow presentation.

The TDSP was a tactical plan, a mandated document produced in coordination and collaboration. The plan covered a five-year period with three main components.

- Development Section
- Service Plan
- Quality Assurance

Ms. Mitchell provided the board with Draft TDSP document with the 2023 updates and changes in red. Most of the updates were updating the Census statistics, graphs and charts.

Other updates included:

- General TD Population Forecast 4 years out
- TD Population by Age, Disability, and Poverty level
- TD Population by trip purpose
- TD Population Critical Need
- TD Population Passenger Trip Breakdown
- Goals and Objectives with the Implementation Table were Updated

Minor verbiage changes were made to the Service Plan section along with changes to the vehicle inventory.

Minor verbiage and ambulatory and wheelchair trip charge changes were made to the Quality Assurance section

Ms. Mitchell said the Commission required that the plan be updated annually and developed through a process that includes private, nonprofit transportation, human services providers, and participation by the public.

To maintain compliance, the plan was updated for 2023 and submitted for public participation, input and comments for 27 days.

Mr. Neal made a motion to approve the 2023 TDSP Update. Mr. Colon seconded, a roll-call vote was called and the motion passed unanimously.

Item 6B. 2023-24 Marion Transit Trip Rate Model

Each year, the TDLCB was required to approve Marion Transit's (MT) proposed trip rates. Marion Transit, as required, utilized the Commission for Transportation Disadvantaged (CTD) Trip Rate Calculation process. The Trip Rate Calculation process considered numerous costs items including labor, fringe benefits, and insurance as well as, program income to determine the trip rates. This year, Marion Transit proposed a slight decrease in the charge for ambulatory and wheelchair patients.

TPO staff reviewed the Trip Rate Calculation and concurs with the results. The proposed rates were as follows:

Ambulatory Current Rate: \$ 33.76 Proposed Rate: \$ 32.69
Wheelchair Current Rate: \$ 57.88 Proposed Rate: \$ 56.04

Mr. Neal made a motion to approve the 2023-24 Marion Transit Trip Rate Model.
Ms. Hanley seconded, and the motion passed unanimously.

Item 7. Comments by TDLCB Members

Mr. Neal commented that it had been a good meeting.

Item 8. Comments by TPO Staff

There were no comments by TPO Staff.

Item 9. Comments by Community Transportation Coordinator (CTC)

Mr. Murch gave the following comments:

- Marion Transit had two minor incidents (bumper and mirror) since the last TDLCB meeting. Three total finder binders out of six months of data. Marion Transit was 20 days accident free and 164 days injury free.
- Marion Transit added a device that tracked hard breaking, speeding, and sudden accelerations on all buses.
- On March 31 and April 1, 2023 Marion Transit sent two drivers to attend the Florida Triple Crown Bus Rodeo. The Marion Transit drivers competed in the Paratransit division along with 19 participants total and Marion Transit placed 3rd and 8th place. Marion Transit also took home Rookie of the Year.
- Marion Transit currently had 37 drivers with a target of 45 drivers to account for additional deviated fixed routes in the plans and to accommodate the increase in ridership.

Mr. Neal said he was excited and honored to see Marion Transit bring the awards home.

Ms. Stone and the TDLCB gave a round of applause and congratulations to the Marion Transit Drivers and Staff on a job well done.

Item 10. Public Comment

There was no public comment.

Item 11. Adjournment

Chairwoman Stone adjourned the meeting at 11:08am.

Respectfully Submitted By:

Shakayla Irby, TPO Administrative Assistant



Marion Transit Service Analysis

Local Coordinating Board Meeting

June 8, 2023

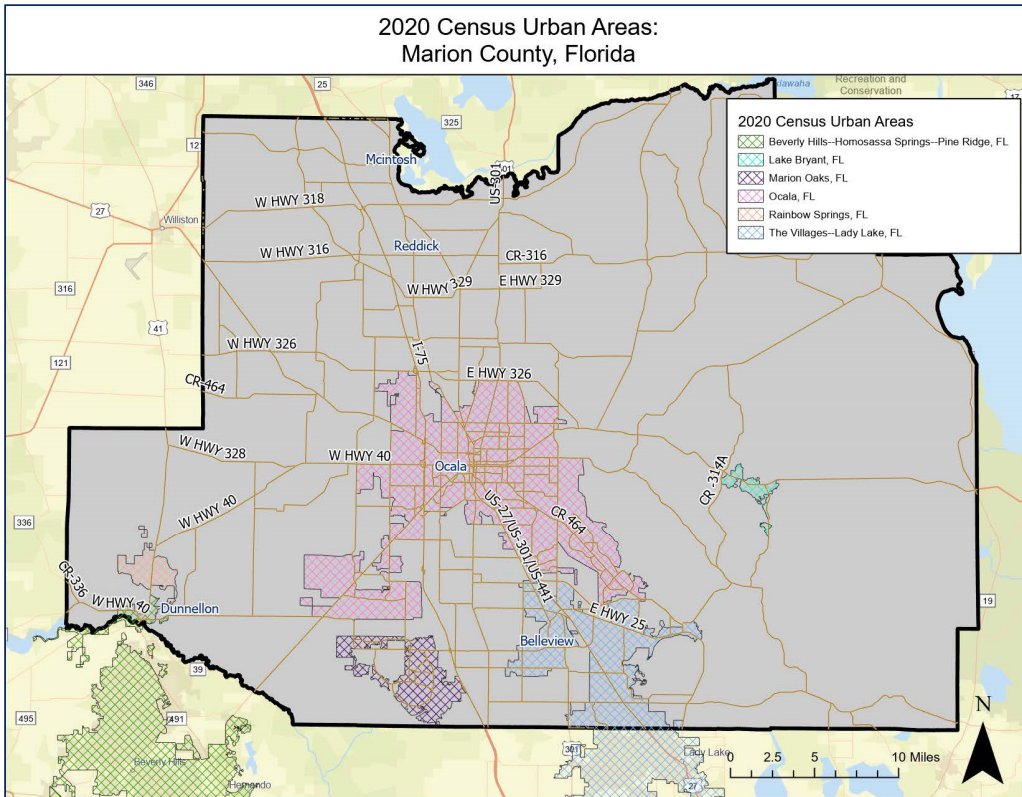
Today

1. Project Overview
2. Service Evaluation Framework
3. Demographic Data
4. Evaluation Criteria
5. Service Alternatives
6. Discussion

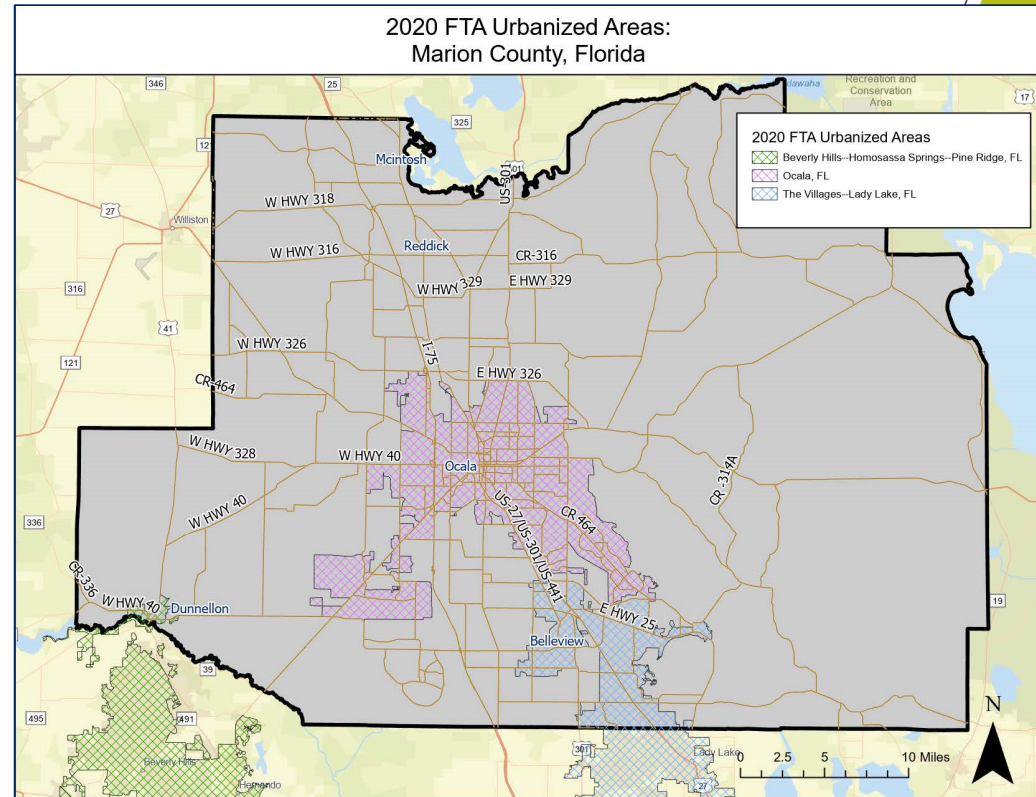


2020 Census and FTA Urban Areas

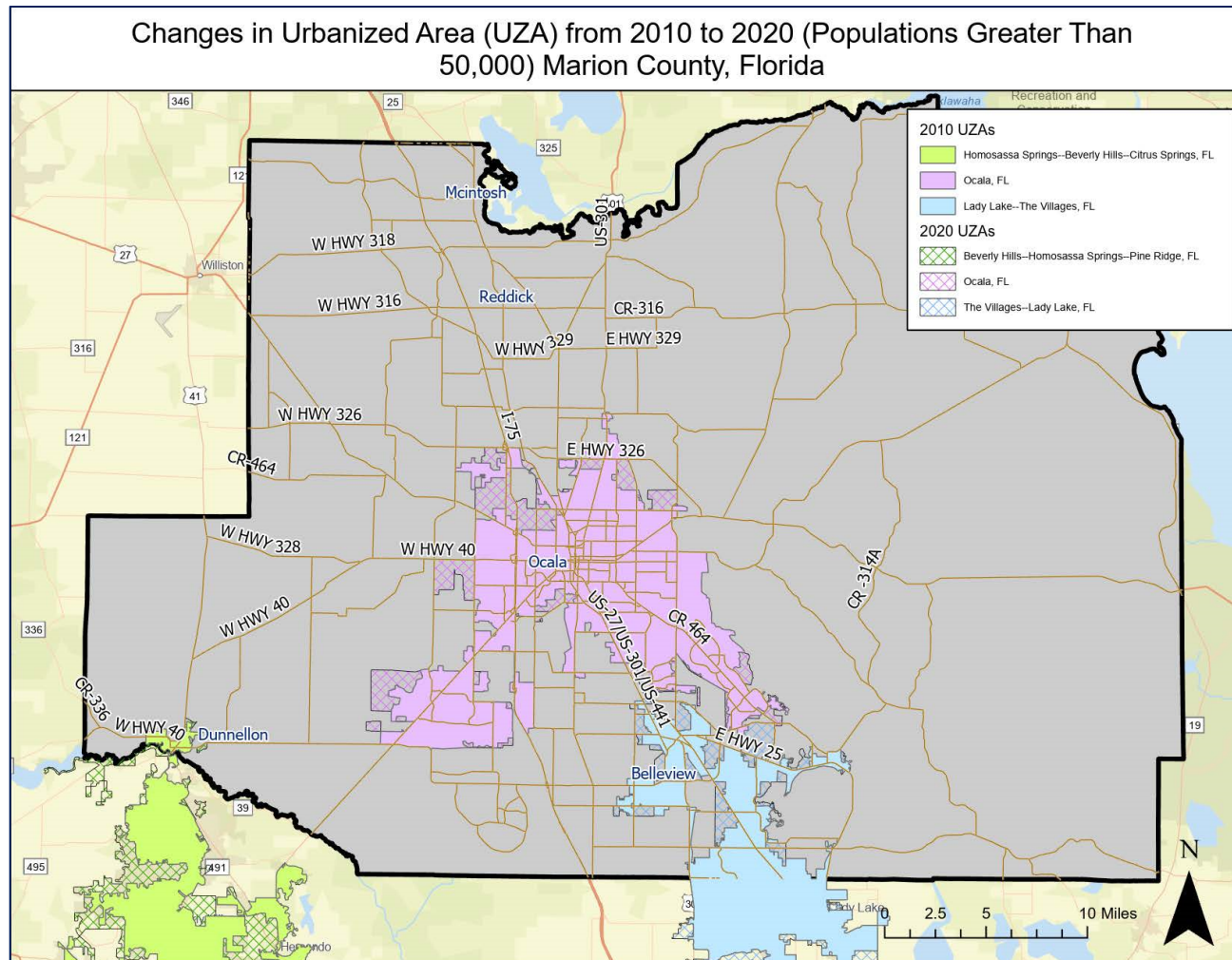
2020 Census Urban Areas:
Marion County, Florida



2020 FTA Urbanized Areas:
Marion County, Florida



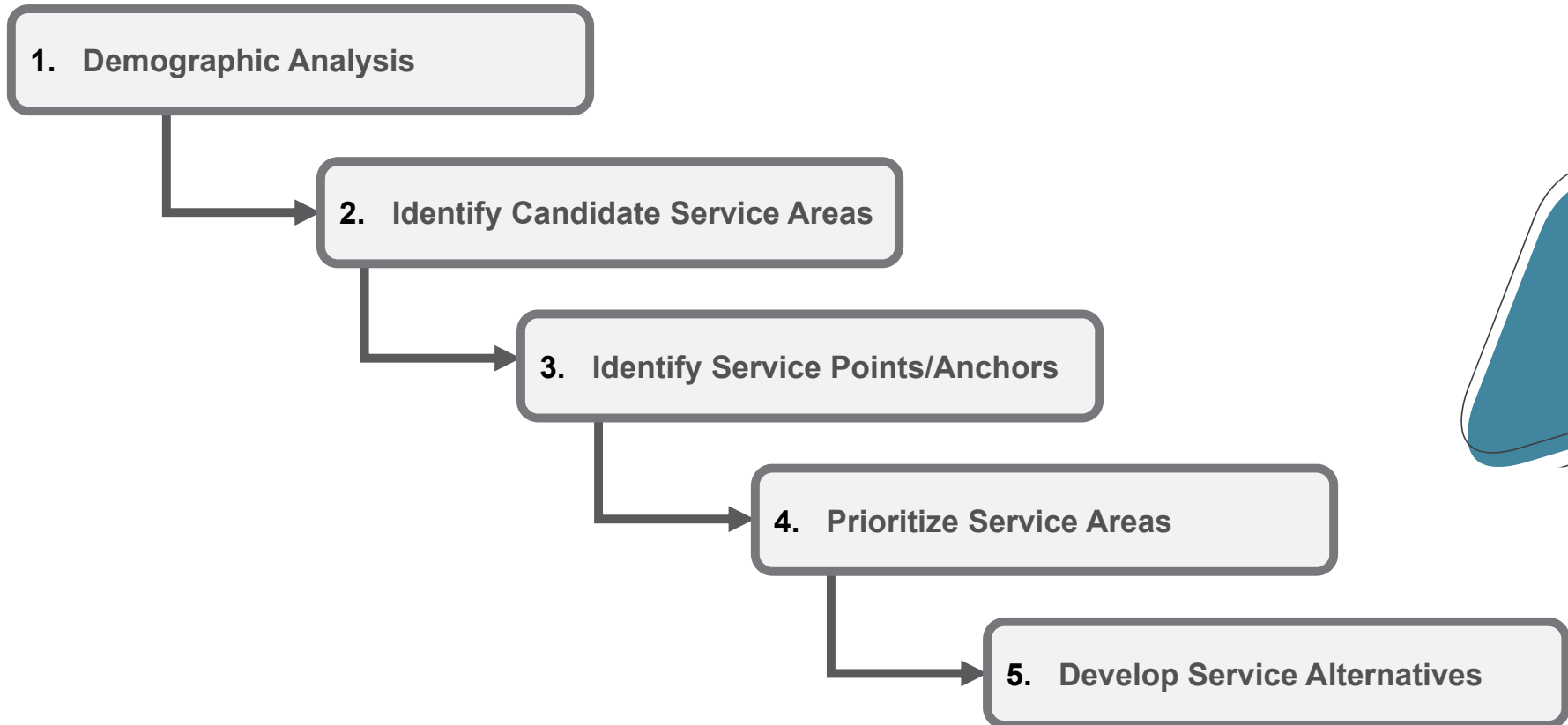
Changes in FTA Urban Areas from 2010 to 2020



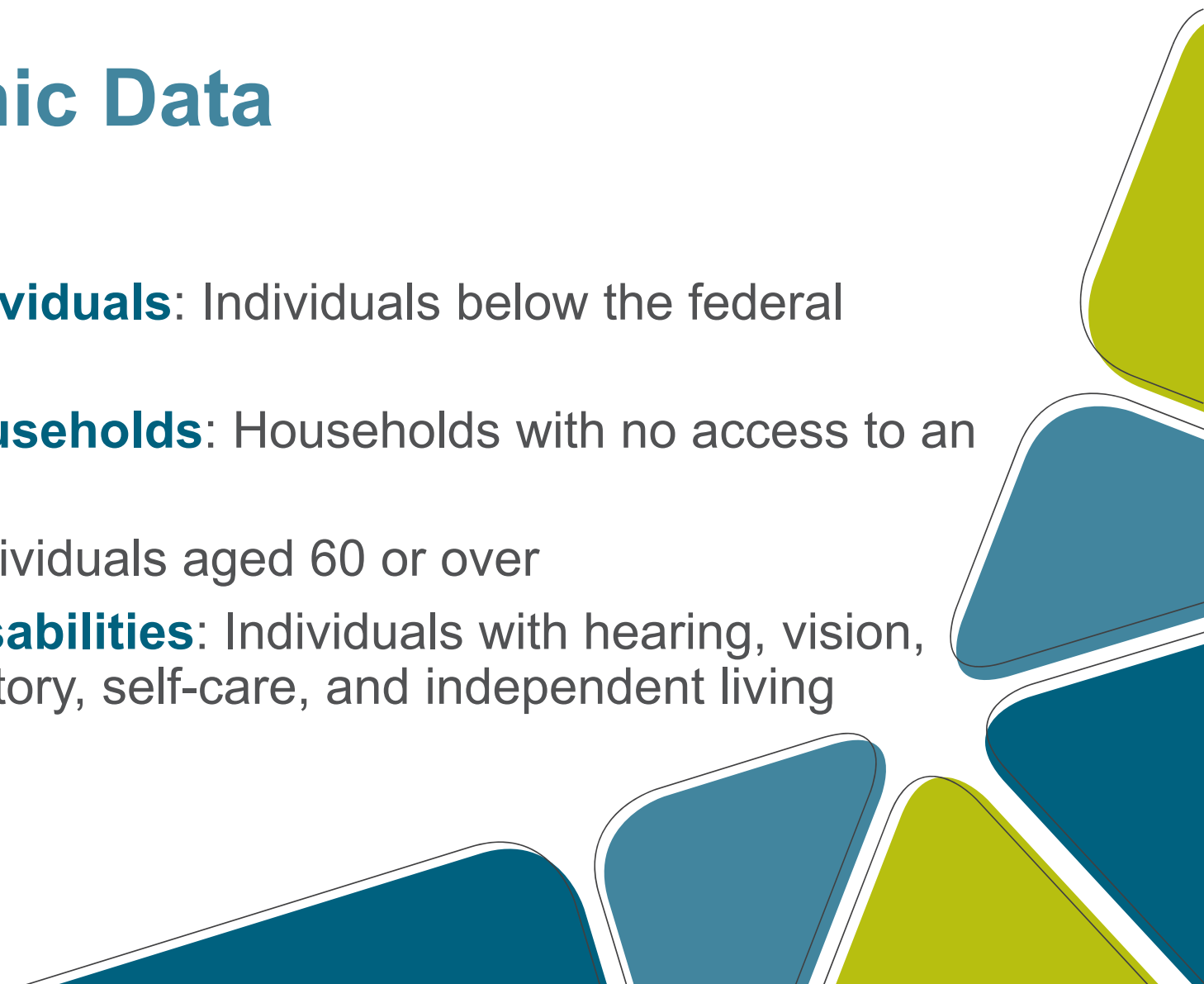
Discussion/Questions



Service Evaluation Framework

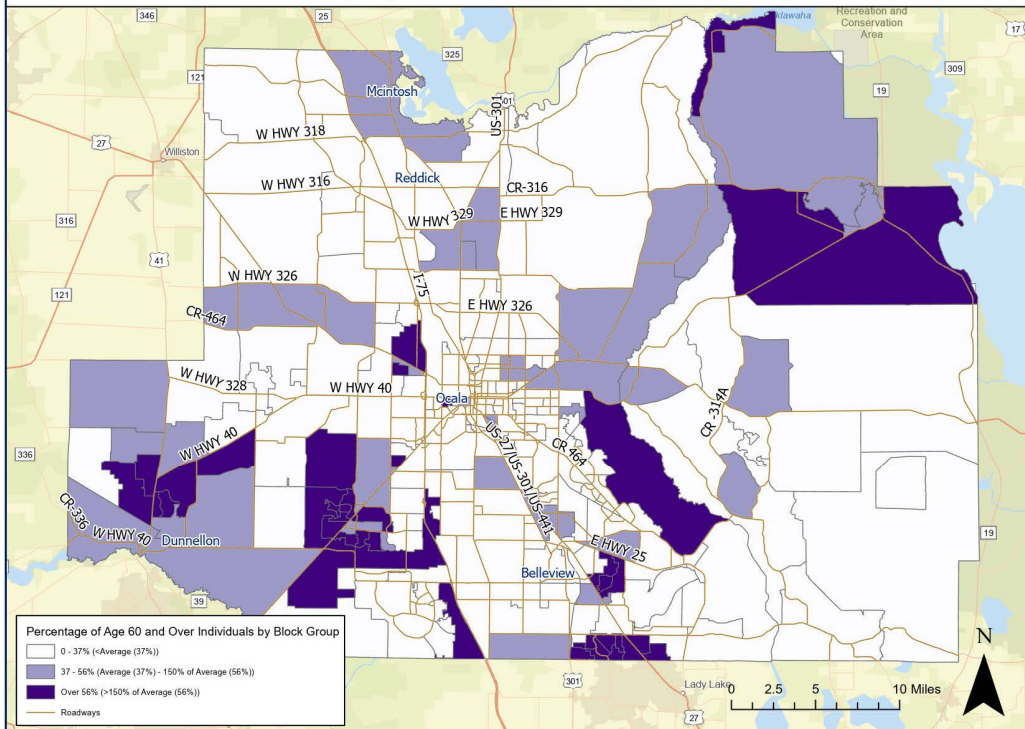


Demographic Data

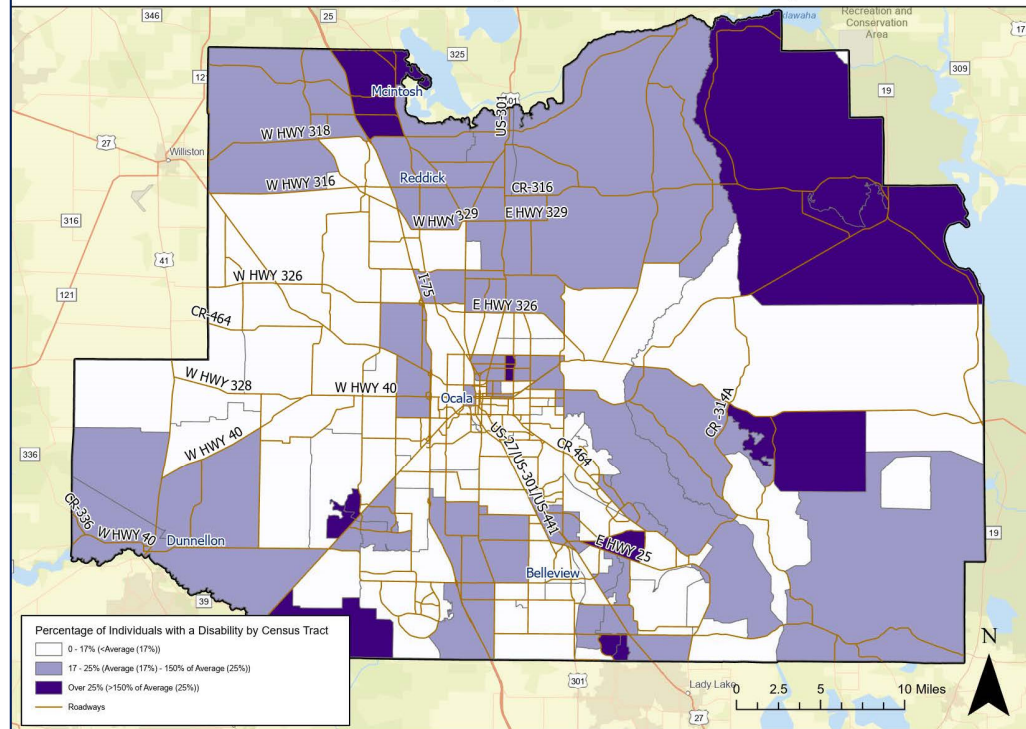
1. **Low-Income Individuals:** Individuals below the federal poverty line
 2. **Zero-Vehicle Households:** Households with no access to an automobile
 3. **Older Adults:** Individuals aged 60 or over
 4. **Persons with Disabilities:** Individuals with hearing, vision, cognitive, ambulatory, self-care, and independent living difficulties.
- 

Demographic Maps

Percentage of Age 60 and Over Individuals by Block Group
Marion County, Florida (2021 ACS-5 Year Estimates)

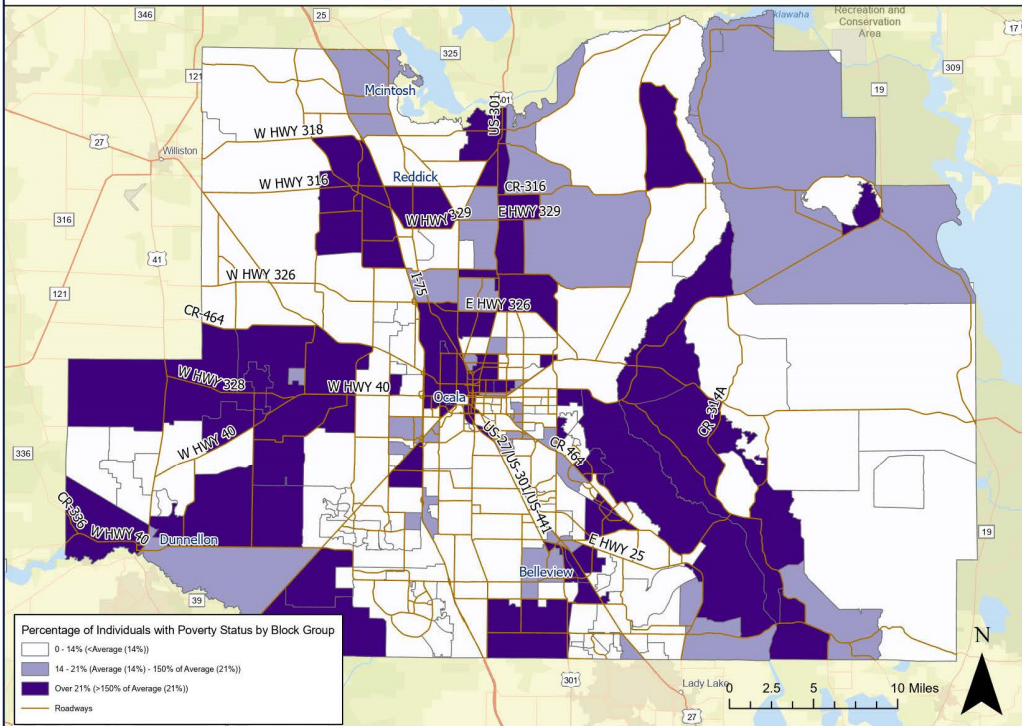


Percentage of Individuals with a Disability by Census Tract
Marion County, Florida (2021 ACS-5 Year Estimates)

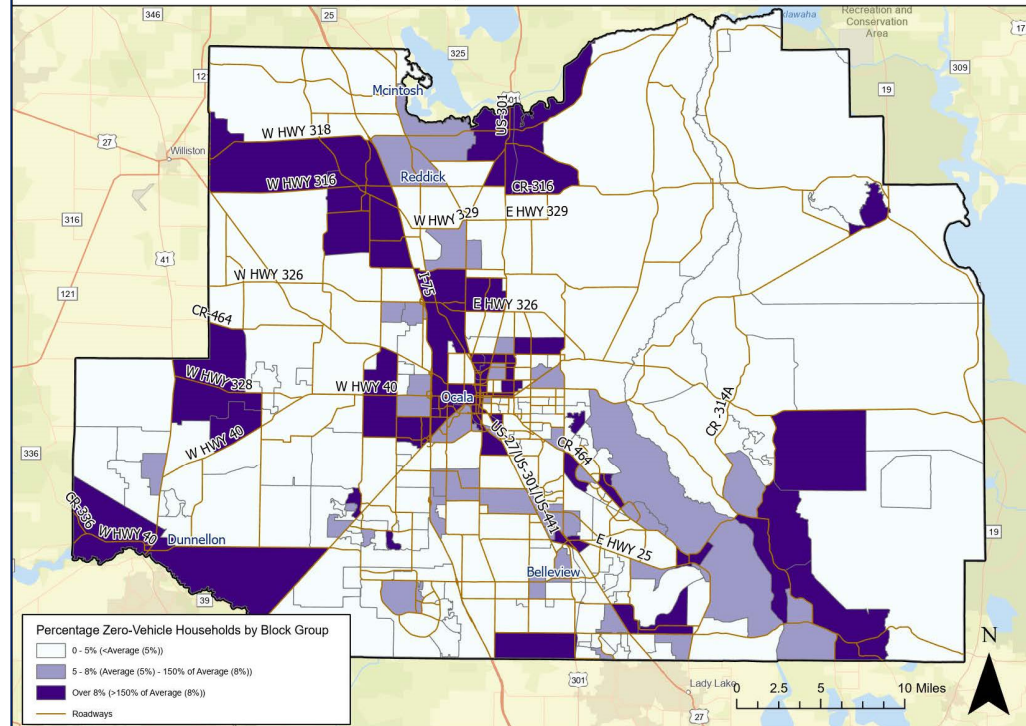


Demographic Maps

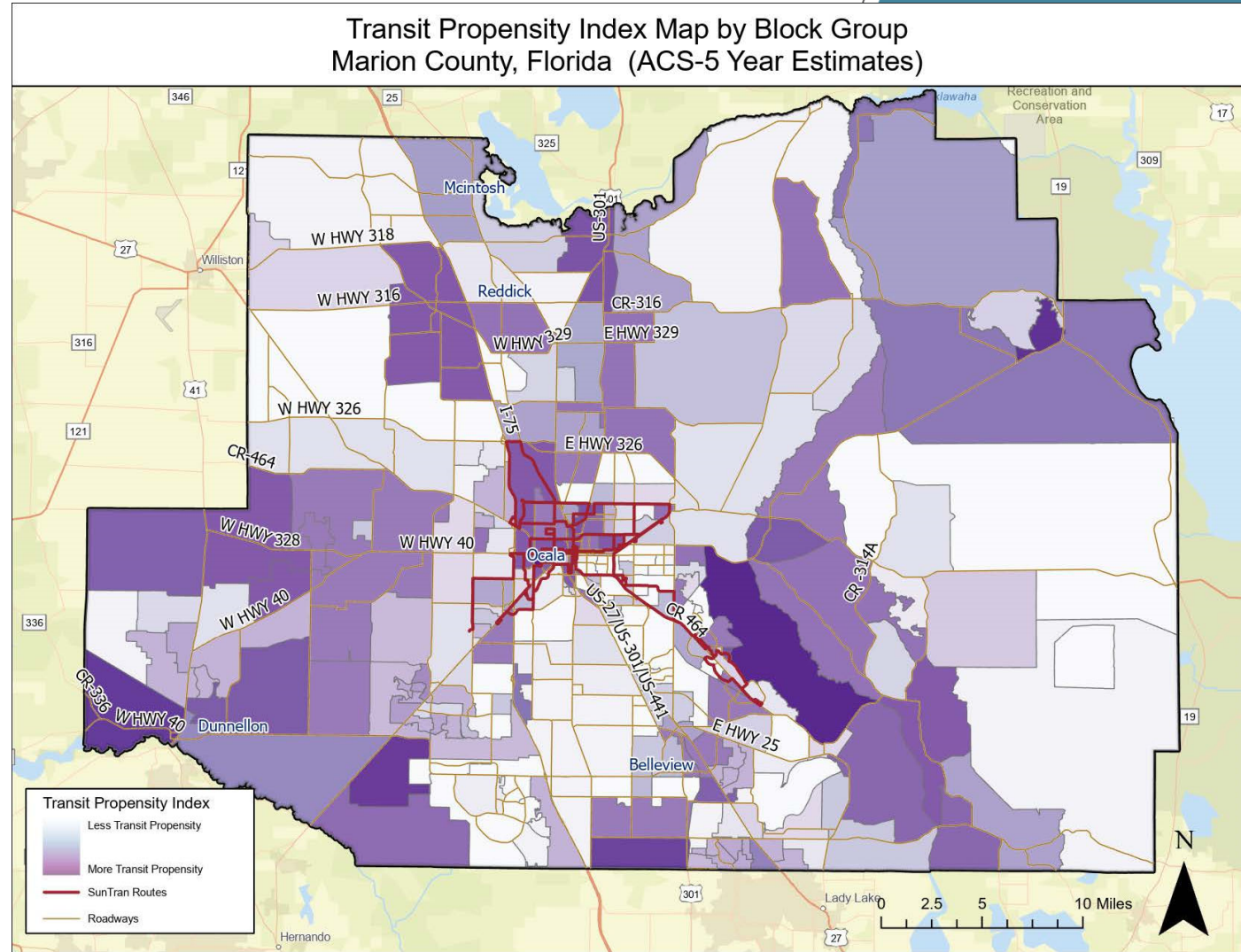
Percentage of Individuals by Poverty Status by Block Group
Marion County, Florida (2021 ACS-5 Year Estimates)



Percentage of Zero-Vehicle Households by Block Group Marion
County, Florida (2021 ACS-5 Year Estimates)

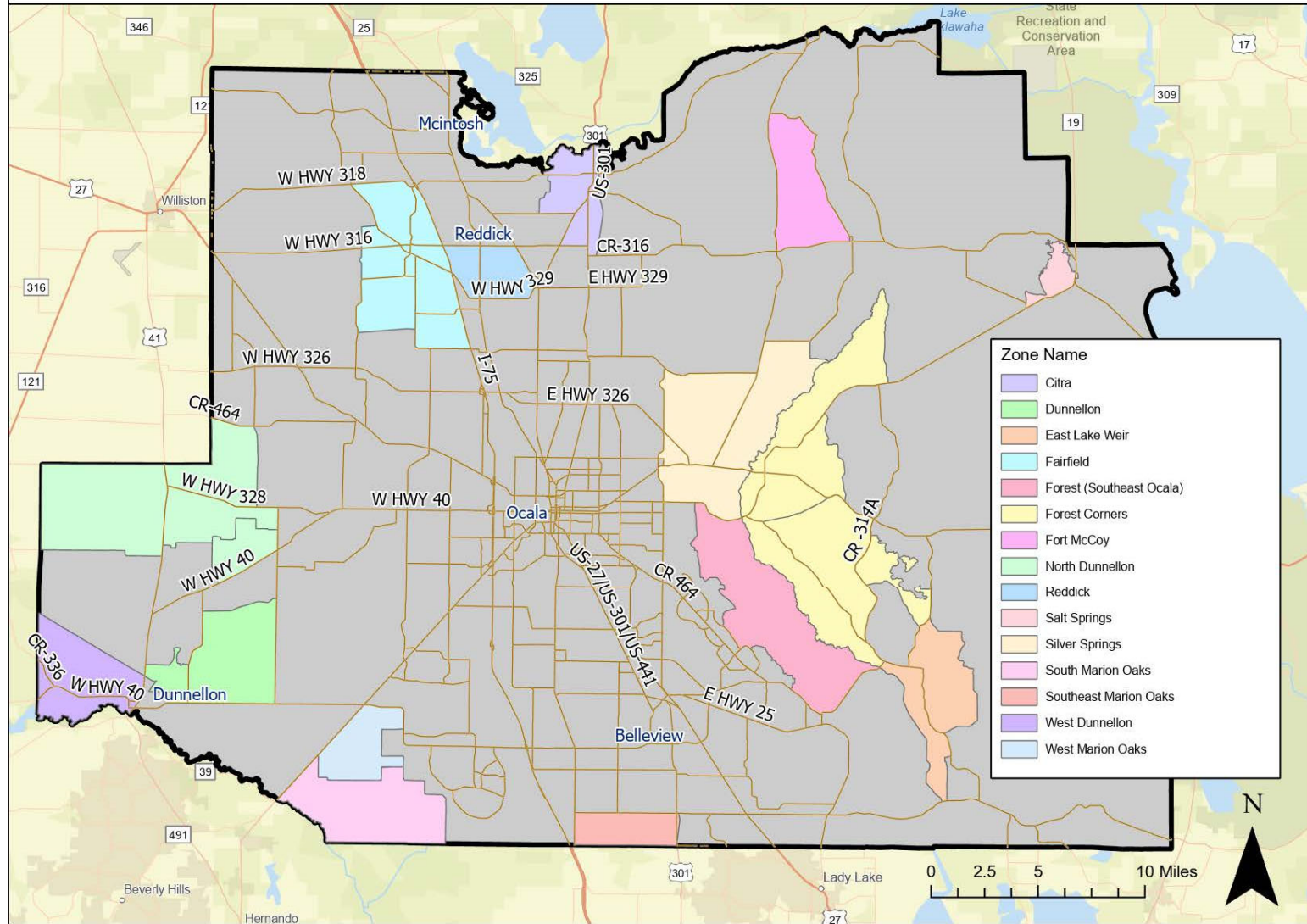


Propensity Overlay



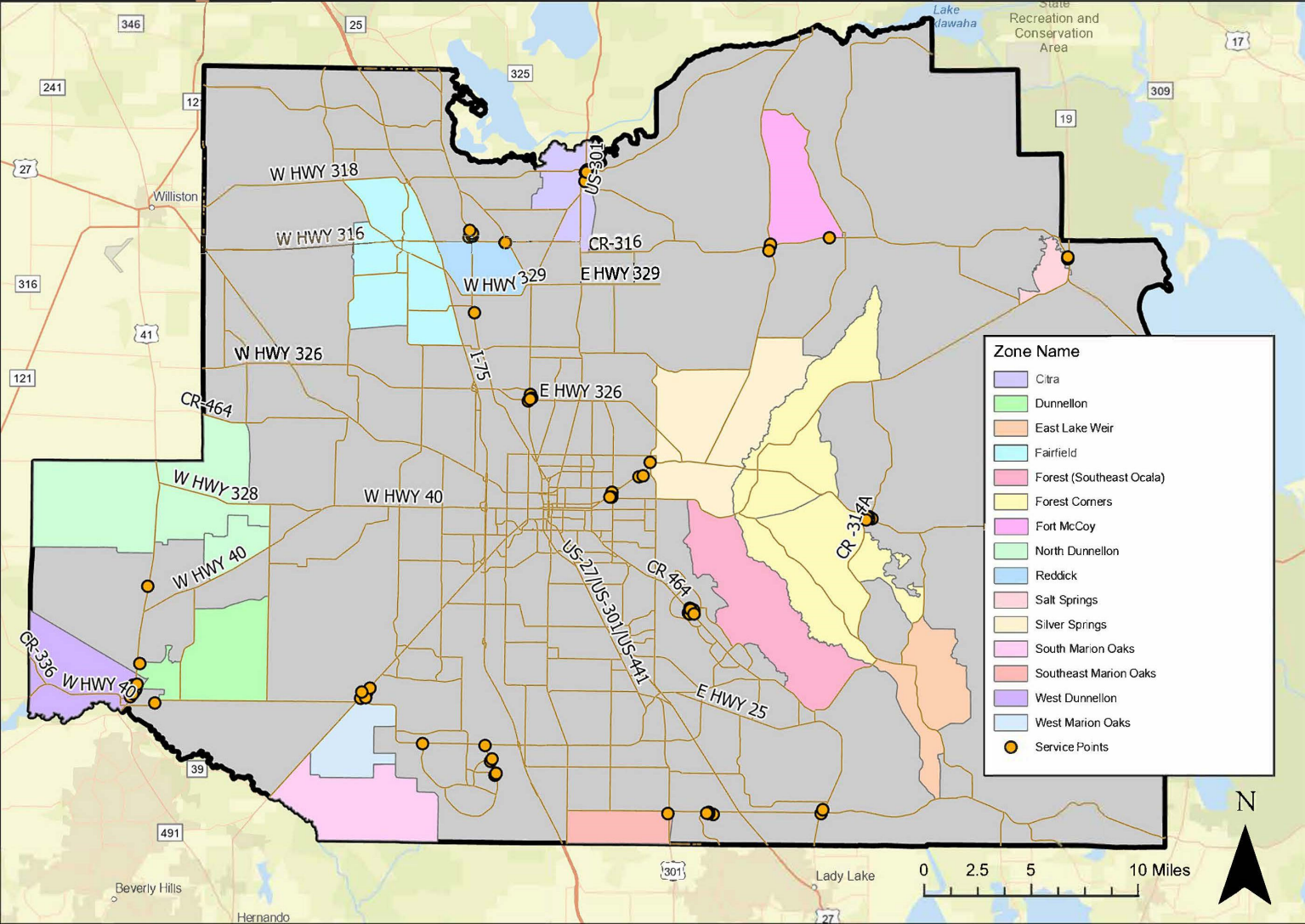
High Propensity Zones

Marion Transit Services: High Propensity Zone Locations



Marion Transit Services: Service Points

Service Points



Discussion/Questions



Evaluation Criteria

1. Demographic Data
2. Number of Service Points
3. Population Density
4. Distance From Marion Senior Services



Scoring

Candidate Zone Scores	
Zone Name	Score
Citra	14
Reddick	14
West Dunnellon	14
Forest (Southeast Ocala)	13
Forest Corners	12
Dunnellon	11
South Marion Oaks	11
Southeast Marion Oaks	11
West Marion Oaks	11
Fort McCoy	10
Salt Springs	10
East Lake Weir	9
North of Dunnellon	8
Silver Springs	8
Fairfield	7



Discussion/Questions

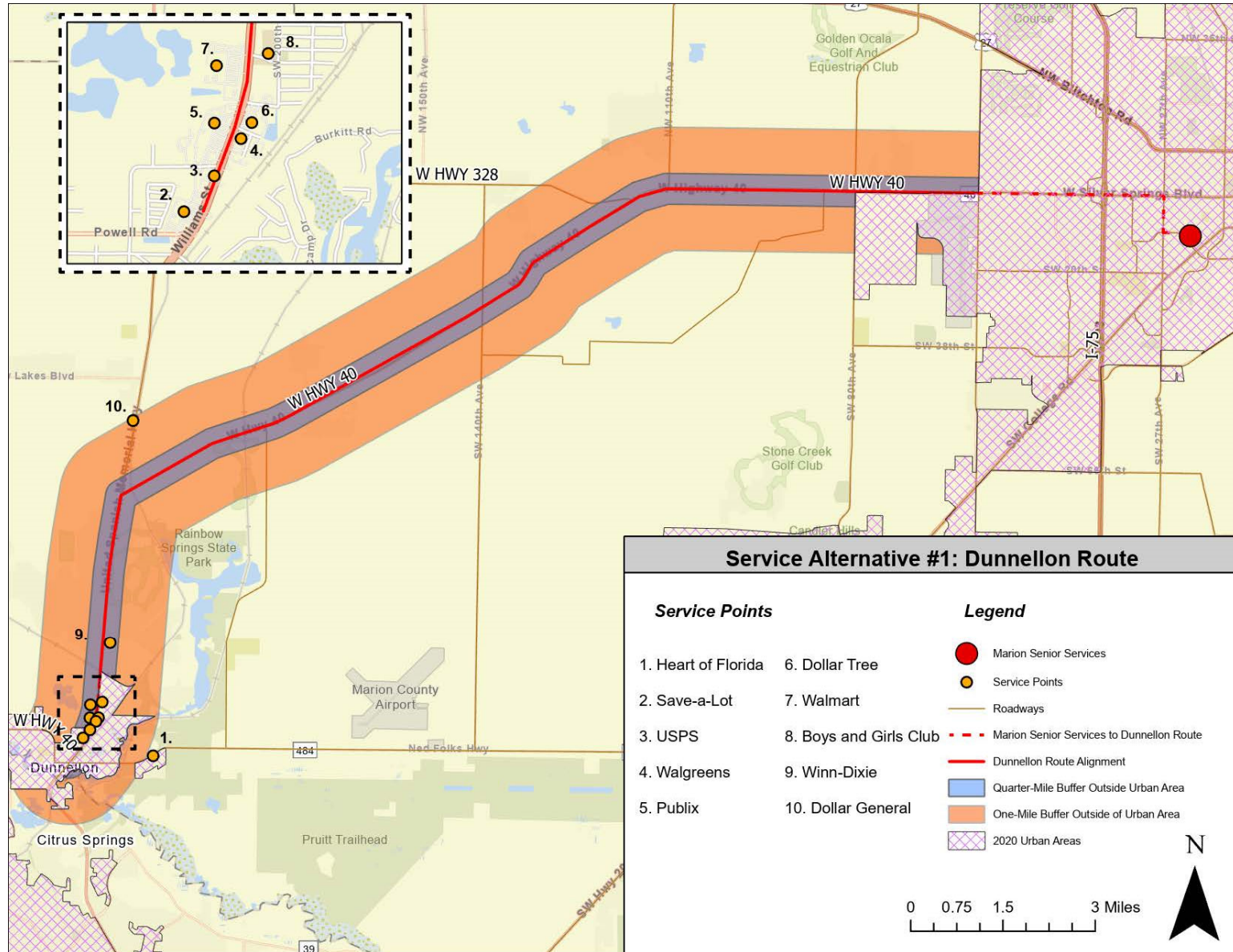


Service Alternatives (Top 5)

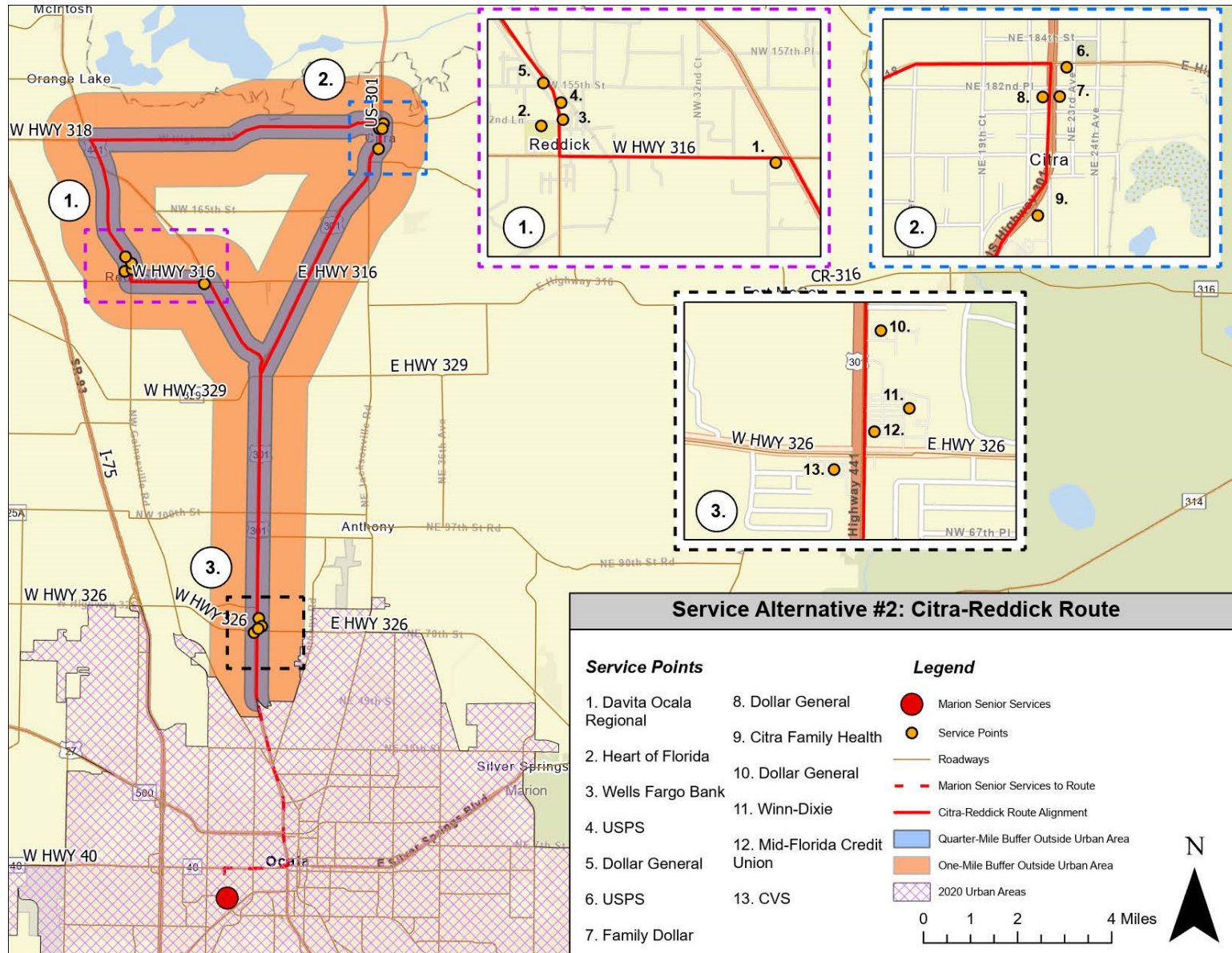
1. Dunnellon Service
2. Citra-Reddick Service
3. Fort McCoy Service
4. Forest Corners Service
5. Marion Oaks Services



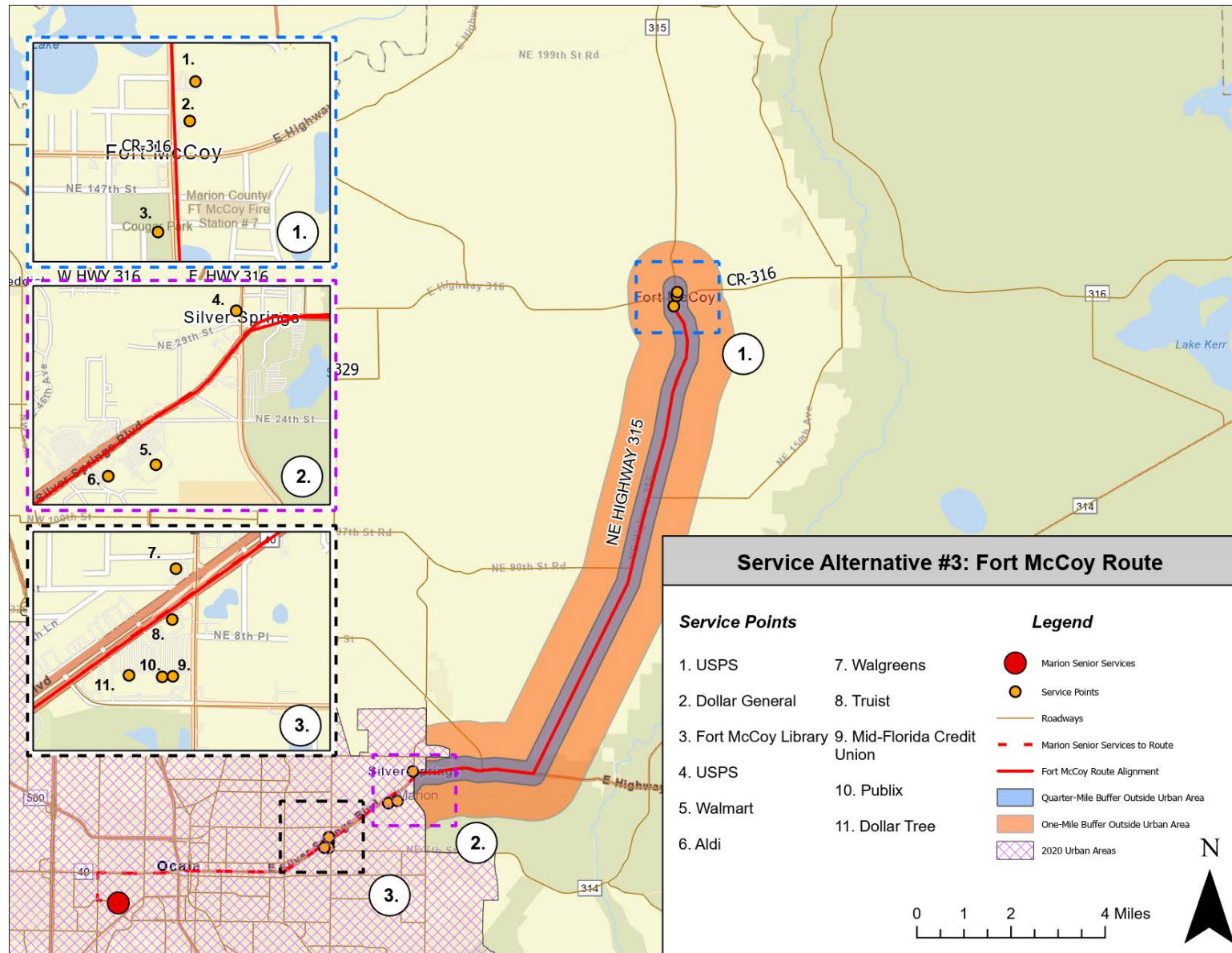
Dunnellon Service



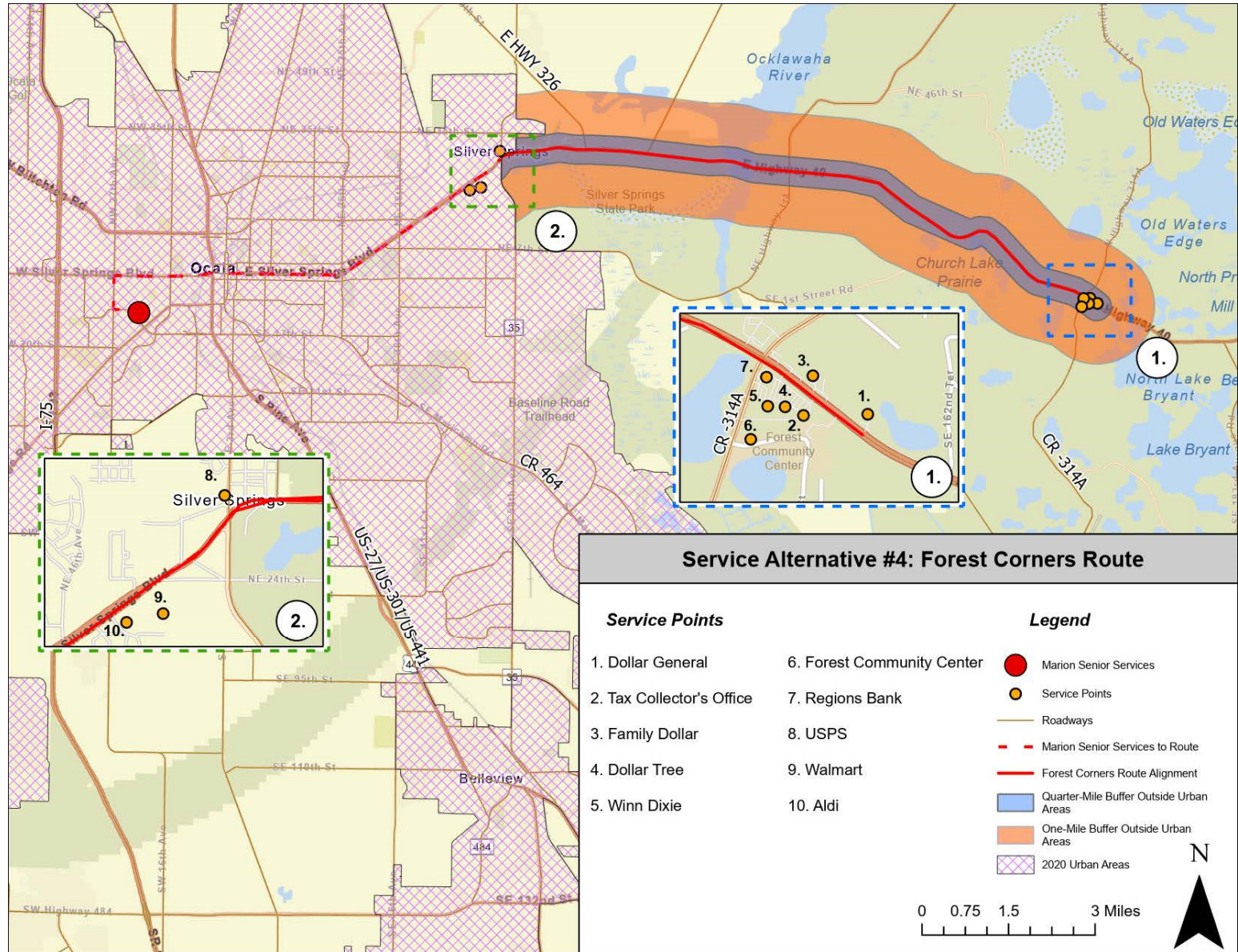
Citra-Reddick Service



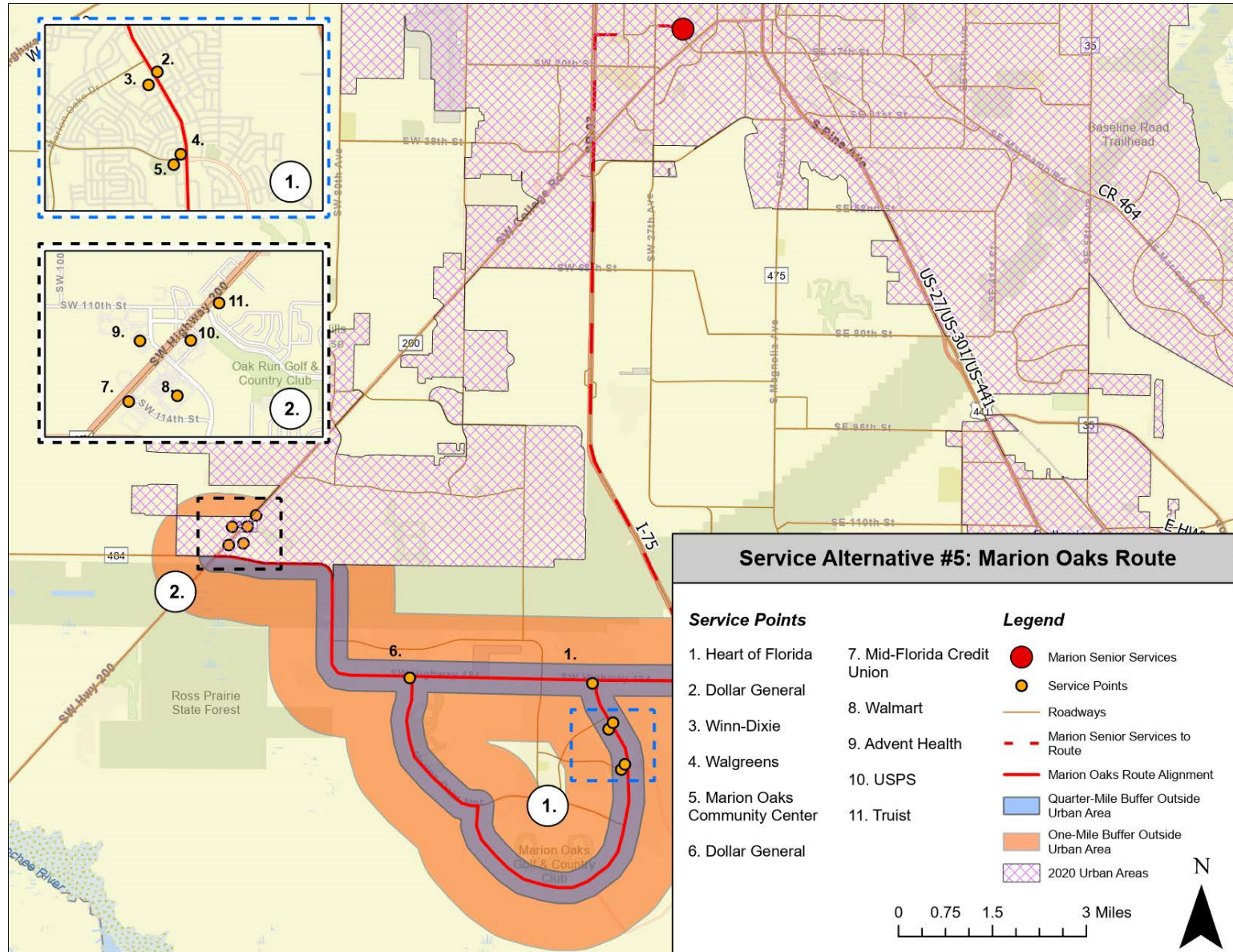
Fort McCoy Service



Forest Corners Service



Marion Oaks Service



Discussion/Questions



Next Steps

